


# VICTOR "SNAP ON" STEEL CLAMPS

FOR THIN WALL CONDUIT (E.M.T.)

| CONDUIT SIZE (E.M.T.) | VICTOR PART NUMBER | PRICE LIST PAGE | MOUNTING HOLE SIZE | MATERIAL THICKNESS | MATERIAL WIDTH | PIECES PER BOX | PIECES PER CARTON | LBS PER CARTON |
|-----------------------|--------------------|-----------------|--------------------|--------------------|----------------|----------------|-------------------|----------------|
|-----------------------|--------------------|-----------------|--------------------|--------------------|----------------|----------------|-------------------|----------------|

## STANDARD SERIES

|       |         |   |      |      |     |     |      |    |
|-------|---------|---|------|------|-----|-----|------|----|
| 1/2   | 10043-S | 1 | 9/32 | .062 | 5/8 | 100 | 1000 | 24 |
| 3/4   | 10044-S | 1 | 9/32 | .062 | 5/8 | 100 | 1000 | 31 |
| 1     | 10045-S | 1 | 9/32 | .062 | 3/4 | 100 | 500  | 22 |
| 1 1/4 | 10046-S | 1 | 9/32 | .093 | 3/4 | 50  | 250  | 23 |



## HEAVY SERIES

|       |         |   |       |      |       |     |      |    |
|-------|---------|---|-------|------|-------|-----|------|----|
| 1/2   | 10743-S | 2 | 9/32  | .093 | 3/4   | 100 | 1000 | 43 |
| 3/4   | 10744-S | 2 | 9/32  | .093 | 3/4   | 100 | 500  | 28 |
| 1     | 10745-S | 2 | 9/32  | .093 | 3/4   | 50  | 500  | 36 |
| 1 1/4 | 10746-S | 2 | 13/32 | .125 | 1     | 25  | 125  | 20 |
| 1 1/2 | 10747-S | 2 | 13/32 | .125 | 1     | 25  | 125  | 22 |
| 2     | 10748-S | 2 | 21/32 | .125 | 1 1/2 | -   | 50   | 17 |

## EXTRA HEAVY SERIES

|       |         |   |       |      |       |   |    |    |
|-------|---------|---|-------|------|-------|---|----|----|
| 1 1/4 | 17146-S | 4 | 13/32 | .188 | 1     | - | 50 | 13 |
| 1 1/2 | 17147-S | 4 | 13/32 | .250 | 1     | - | 50 | 18 |
| 2     | 17148-S | 4 | 21/32 | .250 | 1 1/2 | - | 25 | 17 |
| 2 1/2 | 17119-S | 4 | 21/32 | .250 | 1 1/2 | - | 25 | 25 |
| 3     | 17120-S | 4 | 21/32 | .250 | 1 1/2 | - | 25 | 30 |
| 3 1/2 | 17121-S | 4 | 21/32 | .250 | 1 1/2 | - | 20 | 25 |
| 4     | 17122-S | 4 | 21/32 | .250 | 1 1/2 | - | 20 | 28 |



## SMALL HOLE CLAMPS

|     |         |   |       |      |       |     |      |    |
|-----|---------|---|-------|------|-------|-----|------|----|
| 1/2 | 19143-S | 4 | 7/32  | .062 | 5/8   | 100 | 1000 | 25 |
| 3/4 | 19144-S | 4 | 7/32  | .062 | 5/8   | 100 | 1000 | 31 |
| 1   | 19145-S | 4 | 7/32  | .062 | 3/4   | 100 | 500  | 22 |
| 2   | 19148-S | 4 | 13/32 | .125 | 1 1/2 | -   | 50   | 17 |



## SLOTTED HOLE CLAMPS

|     |         |   |          |      |     |     |      |    |
|-----|---------|---|----------|------|-----|-----|------|----|
| 1/2 | 18743-S | 4 | 9/32X1/2 | .093 | 3/4 | 100 | 1000 | 37 |
| 3/4 | 18744-S | 4 | 9/32X1/2 | .093 | 3/4 | 100 | 500  | 30 |
| 1   | 18745-S | 4 | 9/32X1/2 | .093 | 3/4 | 50  | 500  | 38 |



## BLANK CLAMPS - STANDARD SERIES (TAIL LENGTH 1 1/8")

|     |         |   |      |      |     |     |      |    |
|-----|---------|---|------|------|-----|-----|------|----|
| 1/2 | 15043-S | 4 | NONE | .062 | 3/4 | 100 | 1000 | 37 |
| 3/4 | 15044-S | 4 | NONE | .062 | 3/4 | 100 | 500  | 23 |



## BLANK CLAMPS - HEAVY SERIES (TAIL LENGTH 1 1/8")

|     |         |   |      |      |     |     |     |    |
|-----|---------|---|------|------|-----|-----|-----|----|
| 1/2 | 15743-S | 4 | NONE | .093 | 3/4 | 100 | 500 | 31 |
| 3/4 | 15744-S | 4 | NONE | .093 | 3/4 | 100 | 500 | 35 |



# VICTOR "SNAP ON" STEEL CLAMPS

FOR "BX" CABLE

| "BX" CABLE                         | VICTOR PART NUMBER | PRICE LIST PAGE | MOUNTING HOLE SIZE | MATERIAL THICKNESS | MATERIAL WIDTH | PIECES PER BOX | PIECES PER CARTON | LBS PER CARTON |
|------------------------------------|--------------------|-----------------|--------------------|--------------------|----------------|----------------|-------------------|----------------|
| 14-3 TO 12-3                       | 11105-S            | 2               | 9/32               | .062               | 9/16           | 100            | 1000              | 17             |
| &<br>3/8 FLEX                      | 19105-S            | 4               | 7/32               | .062               | 9/16           | 100            | 1000              | 18             |
| 12-4 TO 10-4 &<br>3/8 SHELL GROUND | 11106-S            | 2               | 9/32               | .062               | 5/8            | 100            | 1000              | 20             |



BX cable outer diameters may vary by manufacturer and material.

# VICTOR STEEL DUPLEX CLAMPS

FOR UF CABLE "ROMEX" AND "P.V.C."


| TUBE DIAMETER (O.D.) | VICTOR PART NUMBER | PRICE LIST PAGE | MOUNTING HOLE SIZE | MATERIAL THICKNESS | MATERIAL WIDTH | PIECES PER BOX | PIECES PER CARTON | LBS PER CARTON |
|----------------------|--------------------|-----------------|--------------------|--------------------|----------------|----------------|-------------------|----------------|
|----------------------|--------------------|-----------------|--------------------|--------------------|----------------|----------------|-------------------|----------------|

## STANDARD SERIES

|      |         |   |      |      |     |     |      |   |
|------|---------|---|------|------|-----|-----|------|---|
| 3/16 | 10690-S | 2 | 5/32 | .032 | 3/8 | 100 | 1000 | 5 |
| 1/4  | 10691-S | 2 | 5/32 | .032 | 3/8 | 100 | 1000 | 6 |
| 5/16 | 10692-S | 2 | 5/32 | .032 | 3/8 | 100 | 1000 | 7 |
| 3/8  | 10693-S | 2 | 5/32 | .032 | 3/8 | 100 | 1000 | 9 |

## HEAVY SERIES

|            |         |   |      |      |     |     |      |    |
|------------|---------|---|------|------|-----|-----|------|----|
| 1/4        | 12701-S | 3 | 7/32 | .062 | 1/2 | 100 | 1000 | 16 |
| 5/16       | 12702-S | 3 | 7/32 | .062 | 1/2 | 100 | 1000 | 18 |
| 3/8        | 12703-S | 3 | 7/32 | .062 | 1/2 | 100 | 1000 | 21 |
| 1/2        | 12705-S | 3 | 9/32 | .062 | 5/8 | 100 | 1000 | 32 |
| 5/8        | 12708-S | 3 | 9/32 | .062 | 5/8 | 100 | 500  | 17 |
| 3/4        | 12712-S | 3 | 9/32 | .062 | 5/8 | 100 | 500  | 19 |
| 7/16       | 13104-S | 3 | 9/32 | .062 | 5/8 | 100 | 1000 | 24 |
| 9/16       | 13106-S | 3 | 9/32 | .062 | 5/8 | 100 | 500  | 13 |
| 11/16      | 13110-S | 3 | 9/32 | .062 | 5/8 | 100 | 500  | 19 |
| 13/16      | 13115-S | 3 | 9/32 | .062 | 5/8 | 100 | 500  | 24 |
| 1/2 E.M.T. | 12743-S | 3 | 9/32 | .062 | 5/8 | 100 | 500  | 22 |



# VICTOR 200 SERIES

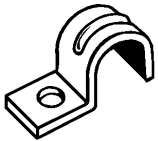
FOR THIN WALL CONDUIT (E.M.T.)

| CONDUIT SIZE (E.M.T.) | VICTOR PART NUMBER | PRICE LIST PAGE | MOUNTING HOLE SIZE | MATERIAL THICKNESS | MATERIAL WIDTH | PIECES PER BOX | PIECES PER CARTON | LBS PER CARTON |
|-----------------------|--------------------|-----------------|--------------------|--------------------|----------------|----------------|-------------------|----------------|
|-----------------------|--------------------|-----------------|--------------------|--------------------|----------------|----------------|-------------------|----------------|

## STANDARD SERIES

|     |           |     |      |      |       |     |      |    |
|-----|-----------|-----|------|------|-------|-----|------|----|
| 1/2 | 20043-S   | N/A | 9/32 | .042 | 9/16  | 100 | 1000 | 14 |
| 3/4 | 20044-S   | N/A | 9/32 | .042 | 19/32 | 100 | 1000 | 19 |
| 1   | 20045-S   | N/A | 9/32 | .048 | 3/4   | 100 | 500  | 17 |
| 1/2 | 20043-SB* | N/A | 9/32 | .042 | 9/16  | -   | 1000 | 14 |
| 3/4 | 20044-SB* | N/A | 9/32 | .042 | 19/32 | -   | 1000 | 19 |

\* BULK PACKED



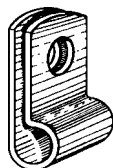
# VICTOR STEEL SAFETY CLAMPS

## FOR CABLE OR TUBING

| TUBING DIA. (O.D.) | VICTOR PART NUMBER | PRICE LIST PAGE | MOUNTING HOLE SIZE | MATERIAL THICKNESS | MATERIAL WIDTH | PIECES PER BOX | PIECES PER CARTON | LBS PER CARTON |
|--------------------|--------------------|-----------------|--------------------|--------------------|----------------|----------------|-------------------|----------------|
|--------------------|--------------------|-----------------|--------------------|--------------------|----------------|----------------|-------------------|----------------|

### STANDARD SERIES

|      |         |   |      |      |     |     |      |    |
|------|---------|---|------|------|-----|-----|------|----|
| 1/4  | 16101-S | 4 | 9/32 | .032 | 5/8 | 100 | 1000 | 15 |
| 5/16 | 16102-S | 4 | 9/32 | .032 | 5/8 | 100 | 1000 | 16 |
| 3/8  | 16103-S | 4 | 9/32 | .032 | 5/8 | 100 | 1000 | 17 |
| 1/2  | 16105-S | 4 | 9/32 | .032 | 5/8 | 100 | 1000 | 21 |
| 5/8  | 16108-S | 4 | 9/32 | .032 | 3/4 | 100 | 500  | 14 |
| 3/4  | 16112-S | 4 | 9/32 | .032 | 3/4 | 100 | 500  | 16 |



### HEAVY SERIES

|      |         |   |      |      |     |     |      |    |
|------|---------|---|------|------|-----|-----|------|----|
| 1/4  | 17101-S | 4 | 9/32 | .062 | 5/8 | 100 | 1000 | 22 |
| 5/16 | 17102-S | 4 | 9/32 | .062 | 5/8 | 100 | 1000 | 26 |
| 3/8  | 17103-S | 4 | 9/32 | .062 | 5/8 | 100 | 1000 | 28 |
| 1/2  | 17105-S | 4 | 9/32 | .062 | 5/8 | 100 | 1000 | 33 |
| 5/8  | 17108-S | 4 | 9/32 | .062 | 3/4 | 100 | 500  | 23 |
| 3/4  | 17112-S | 4 | 9/32 | .062 | 3/4 | 100 | 500  | 26 |

# VICTOR "SNAP ON" ALUMINUM CLAMPS

## FOR HEAVY WALL CONDUIT (RIGID)

| CONDUIT SIZE (RIGID) | VICTOR PART NUMBER | PRICE LIST PAGE | MOUNTING HOLE SIZE | MATERIAL THICKNESS | MATERIAL WIDTH | PIECES PER BOX | PIECES PER CARTON | LBS PER CARTON |
|----------------------|--------------------|-----------------|--------------------|--------------------|----------------|----------------|-------------------|----------------|
|----------------------|--------------------|-----------------|--------------------|--------------------|----------------|----------------|-------------------|----------------|

### STANDARD SERIES

|       |         |   |      |      |     |     |      |    |
|-------|---------|---|------|------|-----|-----|------|----|
| 1/2   | 14413-A | 3 | 9/32 | .062 | 5/8 | 100 | 1000 | 10 |
| 3/4   | 14414-A | 3 | 9/32 | .062 | 3/4 | 100 | 500  | 8  |
| 1     | 14415-A | 3 | 9/32 | .093 | 3/4 | 50  | 500  | 14 |
| 1 1/4 | 14416-A | 3 | 9/32 | .093 | 3/4 | 50  | 250  | 9  |



### HEAVY SERIES

|       |         |   |       |      |       |     |     |    |
|-------|---------|---|-------|------|-------|-----|-----|----|
| 1/2   | 14713-A | 4 | 9/32  | .093 | 3/4   | 100 | 500 | 11 |
| 3/4   | 14714-A | 4 | 9/32  | .093 | 3/4   | 100 | 500 | 13 |
| 1     | 14715-A | 4 | 13/32 | .125 | 1     | 50  | 250 | 15 |
| 1 1/4 | 14716-A | 4 | 13/32 | .125 | 1     | 25  | 125 | 10 |
| 1 1/2 | 14717-A | 4 | 13/32 | .125 | 1     | 25  | 125 | 11 |
| 2     | 14718-A | 4 | 13/32 | .125 | 1 1/2 | -   | 50  | 8  |



# VICTOR "SNAP ON" ALUMINUM CLAMPS

## FOR THIN WALL CONDUIT (E.M.T.)

| CONDUIT SIZE (E.M.T.) | VICTOR PART NUMBER | PRICE LIST PAGE | MOUNTING HOLE SIZE | MATERIAL THICKNESS | MATERIAL WIDTH | PIECES PER BOX | PIECES PER CARTON | LBS PER CARTON |
|-----------------------|--------------------|-----------------|--------------------|--------------------|----------------|----------------|-------------------|----------------|
|-----------------------|--------------------|-----------------|--------------------|--------------------|----------------|----------------|-------------------|----------------|

### STANDARD SERIES

|     |         |   |      |      |     |     |      |    |
|-----|---------|---|------|------|-----|-----|------|----|
| 1/2 | 14443-A | 4 | 9/32 | .062 | 5/8 | 100 | 1000 | 8  |
| 3/4 | 14444-A | 4 | 9/32 | .062 | 5/8 | 100 | 1000 | 12 |
| 1   | 14445-A | 4 | 9/32 | .062 | 3/4 | 100 | 500  | 8  |



### HEAVY SERIES

|     |         |   |      |      |     |     |      |    |
|-----|---------|---|------|------|-----|-----|------|----|
| 1/2 | 14743-A | 4 | 9/32 | .093 | 3/4 | 100 | 1000 | 15 |
| 3/4 | 14744-A | 4 | 9/32 | .093 | 3/4 | 100 | 500  | 10 |
| 1   | 14745-A | 4 | 9/32 | .093 | 3/4 | 50  | 500  | 12 |